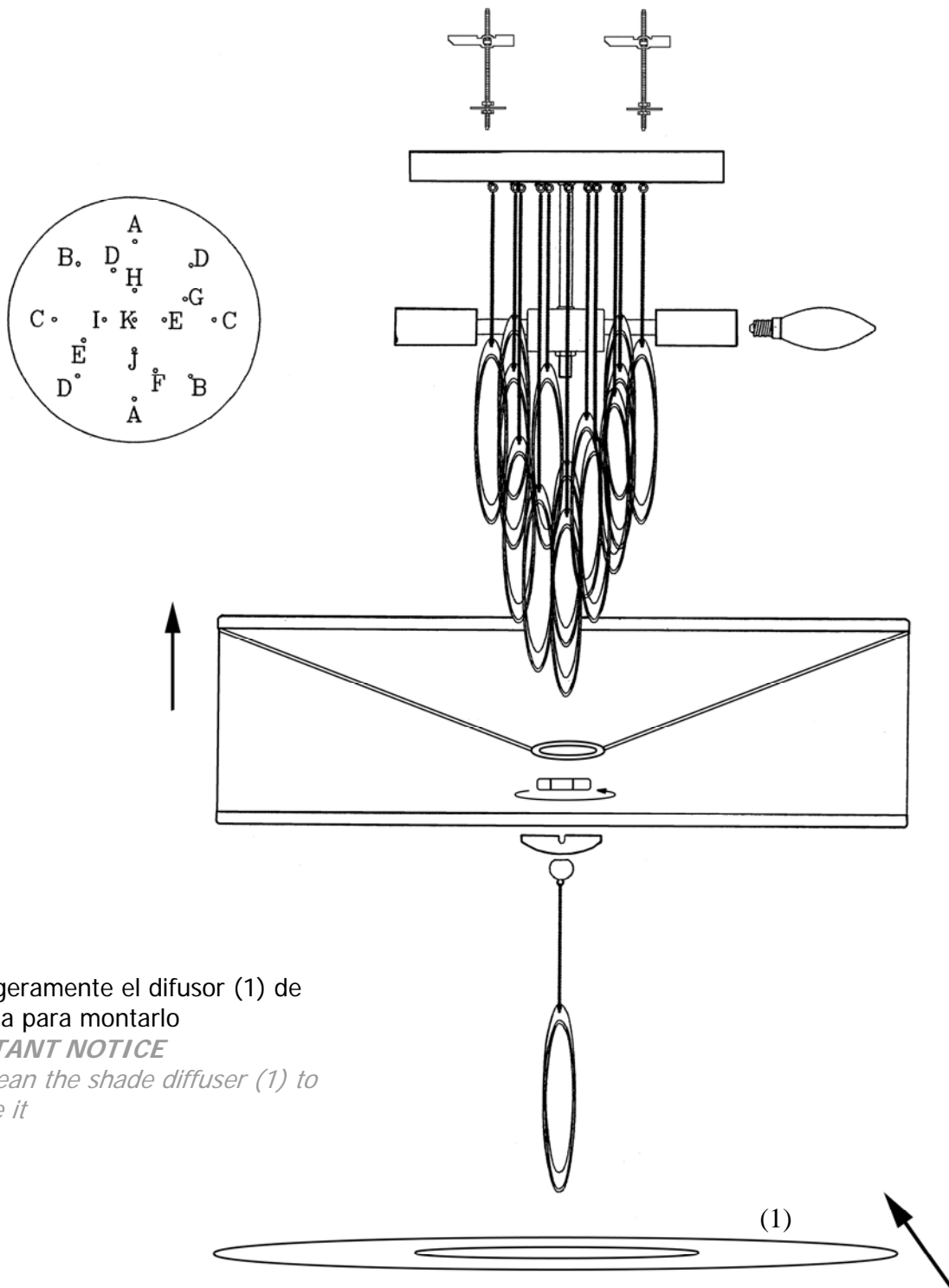


INSTRUCCIONES DE MONTAJE
ASSEMBLING INSTRUCTIONS
ARTÍCULO/ ITEM: 6944 1581, 6944 1129

ATENCIÓN: Schuller recomienda que utilice los balancines suministrados en la instalación de este plafón.
CAUTION: Schuller recommends to use included special screws when installing this ceiling lamp.



NOTA

Incline ligeramente el difusor (1) de la pantalla para montarlo

IMPORTANT NOTICE

Slightly lean the shade diffuser (1) to assemble it

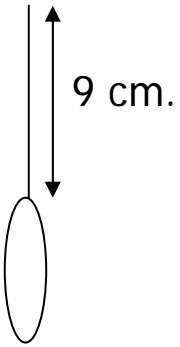
TIPO DE BOMBILLAS/ LAMP TYPE: 4 x E14

BOMBILLAS NO INCLUIDAS / LIGHT BULBS NOT INCLUDED

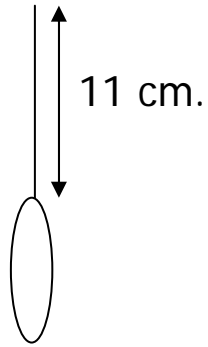
TIEMPO APROXIMADO DE MONTAJE 10 minutos./ APROXIMATE ASSEMBLING TIME 10 minutes.

Medidas de los diferentes colgantes de los plafones con referencias: 6944-1581 y 6944-1129
Pendant ceiling lamp sizes. Item number 6944-1581 and 6944-1129.

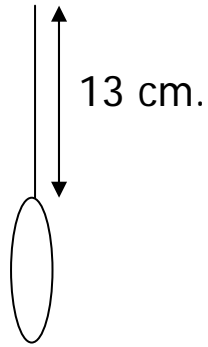
A



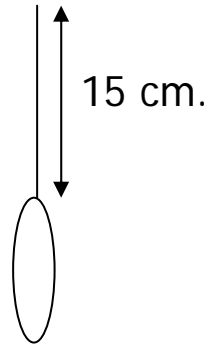
B



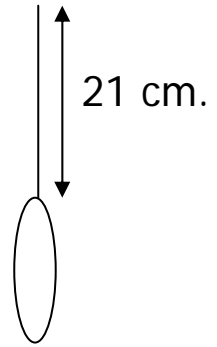
C



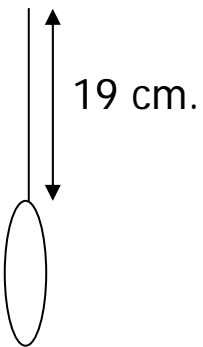
D



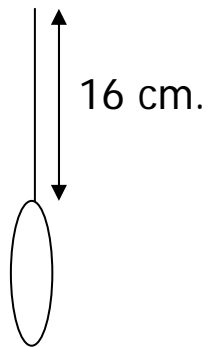
E



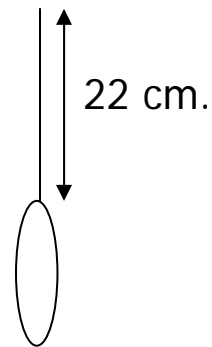
F



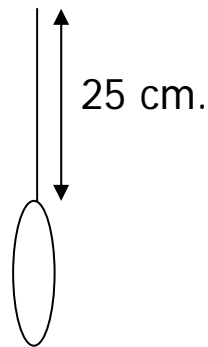
G



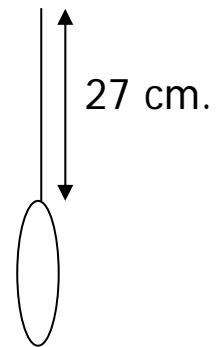
H



I



J



K

