

Commissioning

Ensure that the product is sitting properly.

Replace fuse or circuit breaker and switch on. Your light is now ready for use.

Technical data

Supply Voltage: 240 V~, 50 Hz

Bulb Type:
81023: LED (40W) SMD 3000K
81024: LED (40W) SMD 4000K
81025: LED (40W) SMD 6000K

The light source of this luminaire is not replaceable; when the light source reaches its end of life the whole luminaire shall be replaced.



Conformity with all relevant EC Directive requirements.



The power supply is Double Insulated and does not require connection to an Earth circuit.



Waste electrical products should not be disposed of with household waste. Please recycle where facilities exist. Check with your Local Authority or local store for recycling advice.

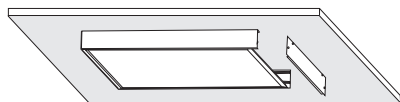


This product is rated at IP40.

Accessories available

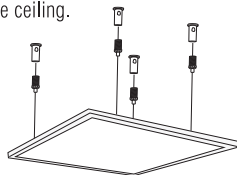
Surface mount kit - 81850

This kit will allow the panels to be mounted to the ceiling when not being used in a suspended ceiling.



Suspension kit - 81744

This kit will allow the panels to be suspended up to 1 metre from the ceiling.



Care and Safety

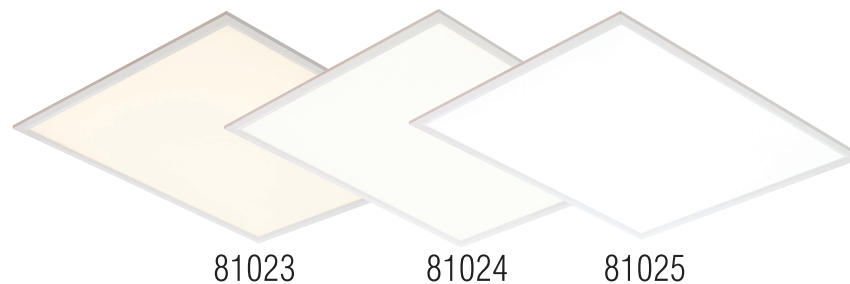
We recommend cleaning with a soft dry cloth. Do not use solvents or abrasive cleaners as these could damage the finish.

For your safety, always switch off the power supply before cleaning.

Instruction manual


Stratus

81023, 81024, 81025



Thank you for purchasing this light fitting. Please read the instructions carefully before use to ensure safe and satisfactory operation of this product. Please retain these instructions for future reference.

Warning

 This light fitting is double insulated and does not require connection to an Earth circuit.

Please read these instructions carefully before commencing any work

This unit must be fitted by a competent and qualified electrician.

Install in accordance with the IEE Wiring regulations and current Building Regulations.

Check the pack and make sure you have all the parts listed.

To prevent electrocution switch off at the mains supply before installing or maintaining this fitting.

Ensure other persons cannot restore the electrical supply without your knowledge.

This light fitting should be connected to a fused circuit.

If replacing an existing fitting, make a careful note of the connections.

The mains supply cable must have a minimum cross section area of 1.0mm²

Cables must be protected using suitable conduit or plastic trunking.

This system contains non-replaceable parts and cannot be serviced. If damage occurs the part should be scrapped.

Waste electrical products should not be disposed of with household waste. Please recycle where facilities exist. Check with your local authority or retailer for recycling advice.

Layout

Plan the desired layout of these fittings carefully, ensuring the cables will reach the distances between the LED Driver and each light fitting.

Ensure there is adequate ventilation for the LED Driver.

Avoid locating any cables in positions that would cause a hazard. Position cables and junction boxes (not supplied) away from areas where they may be at risk from being cut, trapped or damaged.

Installation

Existing fittings must be completely removed before installation of a new product. Before removing the existing fitting, carefully note the position of each set of wires.

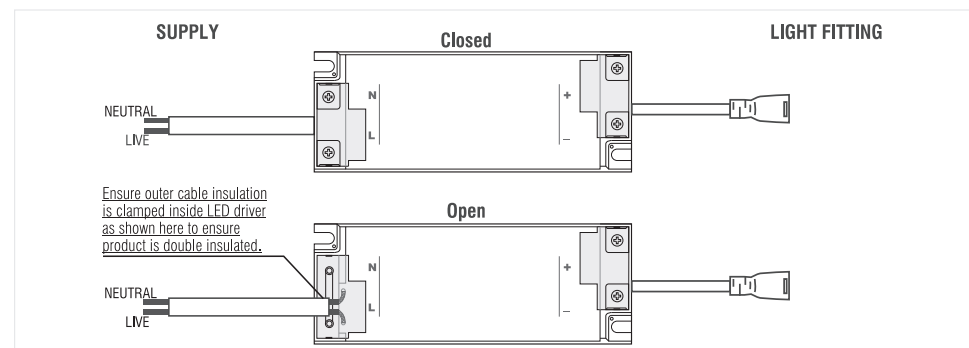
Note that the switch is turned off before installation.

- Wire LED driver as shown below and connect driver cable to panel using push & twist connector.
- Refit the cover on the LED driver.

Wiring

Having correctly identified the wiring from your existing light fitting, pull the mains wire through the hole and connect to the connection block inside the LED driver in the following way:

This unit is double insulated and must not be earthed. If there are any incoming earth cables, they must be joined together and well insulated with good quality insulation tape. This is to ensure earth continuity throughout your property.



Check that...

You have correctly identified the wires.

The connections are tight.

No loose strands have been left out of the connection block.