


**OPERATING MANUAL FOR
RECESSED WALL LUMINAIRE**



FRAME CURVE LED

350mA

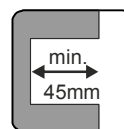
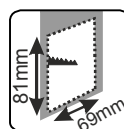
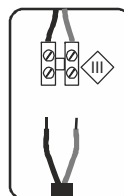
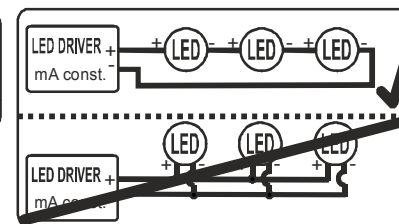
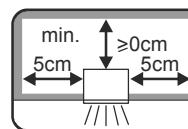
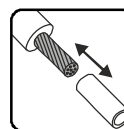
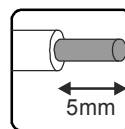
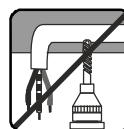
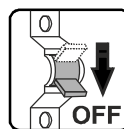


111290
113290
111292
113292

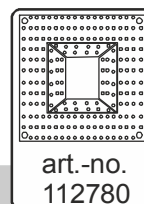
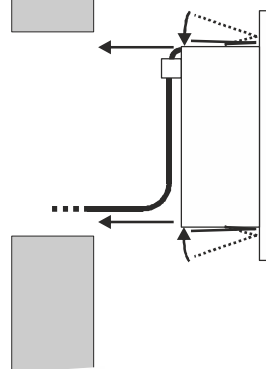
LED, 1W, 4000K, 110lm, CRI>80
LED, 1W, 3000K, 90lm, CRI>80

9,0 x 9,0 x 3,5 cm

0,11 kg

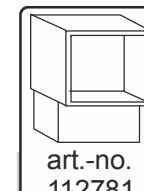
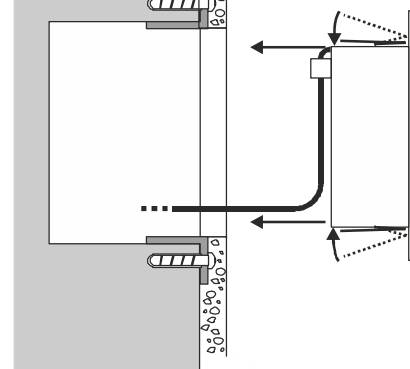
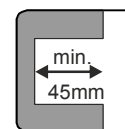


10-25mm



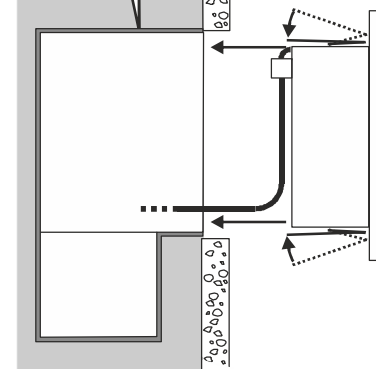
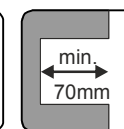
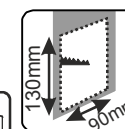
art.-no.
112780

15mm max.



art.-no.
112781

15mm max.



art.-no. 111290/92 113290/92 18.07.2013 © SLV Elektronik GmbH, Daimlerstr. 21-23, 52531 Übach-Palenberg, Germany, Tel. +49 (0)2451 4833-0 Technische Änderungen vorbehalten. Technical Details are subject to change. Les détails techniques sont sujet à des changements. Nos reservamos el derecho a modificaciones técnicas. Modifiche tecniche riservate. Behoudens technische wijzigingen. Ret til tekniske ændringer forbeholdes. Zmiany techniczne zastrzeżone. Сохраняется право на внесение технических изменений. Tekniska ändringar kan förekomma. Teknik değişiklik yapma hakkı saklıdır.